

Peeking Ahead to A New Beginning: *Creating Meaningful Rosh Hashanah Family Programs*



The PJ Library

123
SHALOM SESAME

In the year ahead I hope to


help others by: _____	help the world by: _____
--------------------------	-----------------------------

Goals of Today's Webinar

- To examine innovative ways of using PJ Library books and Shalom Sesame videos to create meaningful Family Education Programs
- To discover effective methods of conducting fun and stimulating Rosh Hashanah Family Programs



Today's Webinar is Being Brought to you by.....



By: Linda Heller
Illustrated by:
Alison Jay



“The Sticky
Shofar”

Overview to Today's Webinar

- Goals of Rosh Hashanah Family Programming
- Introduction to Shalom Sesame DVD's
- How to Use Today is the Birthday of the World as an opening activity for a Rosh Hashanah Family Program
- Hints for using a DVD ("The Sticky Shofar") as part of a Family Program



Goals of Rosh Hashanah Family Programs

- To provide families with the opportunity to explore the themes, rituals, and customs of Rosh Hashanah
- For families to discover comfortable ways of integrating Rosh Hashanah themes into their daily life
- For families to have fun, make new friends
- To increase families' anticipation for upcoming holiday



Some Child- Friendly Rosh Hashanah Themes

- New Year- New Beginnings, fresh start
- Birthday of World-Celebration of creation; time for family, togetherness



- Time of Reflection (Yom Hazikaron)
 - Time to consider past year
 - Repentance- Time to correct mistakes of past , change ways, say sorry

Background Information on Shalom Sesame



First produced in 1986

Best-selling Jewish video series ever, with over 1 million copies distributed and counting

Opportunity to capitalize on parents' familiarity with original series



Curricular Goals of Shalom Sesame

Cultivate greater understanding of Jewish life, traditions and identity

Introduce American families to the people and places of Israel

Teach basics of Hebrew language and literacy

Build awareness of the diversity of the Jewish people



Rosh Hashanah Themes Reflected in “The Sticky Shofar”

- New Beginnings



Muppet Song/Parody-

reminds us that Rosh Hashanah is a time for new beginnings by noting that on Rosh Hashanah, *“You get started to a brand new beat...You know in your heart that you get a fresh start..., It’s time to reflect our mistakes to correct, Wishing you Shanah Tovah...”*

Live Action-Israeli Family- 6 year old Gali explains how this Rosh Hashanah she is having a new beginning by going to a new school. She draws Rosh Hashanah cards wishing her parents and teacher a “New Year, full of new beginnings”.

“The Sticky Shofar” Rosh Hashanah Themes Continued

- Time for reflecting on hopes for New Year
- Time for thinking about mistakes that we’ve made



Child Testimonials-*“This New Year I want to learn Spanish. I want to go to dance class, and be a good student”.*



Studio Story-Avigail makes a mistake-She picks up Borsh’s shofar with sticky hands and must ask Brosh for forgiveness

More About The Content of “The Sticky Shofar”

- Teaches about the rituals, customs and traditions of Rosh Hashanah
- Features Hebrew Letters: Shin and Resh
- Hebrew Number:1
- Hebrew Month: Tishrei
- Introduces City of Jaffa
- Is Joyous , Fun, Appeals to Multi-Ages



Hints for Showing A DVD at a Family Program

- Begin with an opening activity (Do not begin with the DVD)
- Try to connect the theme/goal of opening activity to the contents of the video
- Encourage and model “interactive viewing”



Possible Opening Activities

- **Crafts Projects:**

- Making New Year's Cards

- Designing Apple and Honey Dishes

- Creating a "wish tree"-

- Ask children to hang objects or

- pictures that represent new things they hope to achieve in the coming year



- **Rosh Hashanah Snacks**

- Tasting Parties



- **Story Walk™**

What Is a StoryWalk™?

- Combination of reading a book and walking outdoors
- Created by Anne Ferguson of Montpelier, VT and developed in collaboration with the Vermont Bicycle & Pedestrian Coalition and the Kellogg Hubbard Library.
- Pages of a book are displayed as signs; These signs are arranged outdoors, inviting families to walk a trail as they read the pages of the book aloud



Why create a StoryWalk™?


- Families can initiate and explore at their own pace
- Allows families to actively engage with a book/text
- Can lead to animated family discussions of specific themes and ideas



Why Use Today is the Birthday of the World as the focus of a StoryWalk™?

Introduces concept of Rosh Hashanah as time for new beginnings and reflection on one's behavior

Today is the birthday of the world. Today all of God's creatures pass before God and God asks..."Were you the best that you could be?"



This year little elephant, my dear little elephant, Did you move the downed tree, happy that I'd chosen you to keep the road clear?



This year little fish...As you swam did you glow, Happy that I'd chosen you to light the dark ocean?

Additional Themes Contained in Today Is the Birthday of the World

- Rosh Hashanah represents “Birthday of World”-Celebration of Creation
- Every person and creature has a responsibility towards Tikkun Olam-Repairing the World
- Best present that we can give the world is to take care of it and make it “the best place that it can be”

God waited for their answers. “Yes,” everyone said. ..“Good”, God said., happy that God’s creatures had made a path for the sun, moved the trees from the road, lit the dark ocean...I’m very proud my dear little helpers, because when you are the best that you can be then the world is the best place that it can be, and there is no better birthday present.



Today is the Birthday of the World

Echoes the Torah and Midrash

“




*And God created man in His image...male and female
He created them. God blessed them and said to them,
“ Be fertile and increase, fill the earth and master it;
and rule the fish of the sea, the birds of the sky,
and all the living things that creep on earth.”
(Genesis 1:27-28)*

*In the hour when the Holy One created the first person, God showed
His creation the trees in the Garden of Eden, and said: "See My
works, how fine they are; Now all that I have created, I created for
your benefit. Think upon this and do not corrupt and destroy My
world. For if you destroy it, there is no one to restore it after you."
(Ecclesiastes Rabbah 7:13)*

Tikkun Olam Actions Described in Today is the Birthday of the World

- Plant a garden
- Add beauty to the world (through art)
- Share Toys and Be Kind to Others
- Laugh, Have Fun, and Lift the World's Spirit

This year, little child, my dear little child, did you put seeds in the soil? Happy that I'd chosen you to plant a garden?



Did you share your toys, Happy that I'd chosen you to be kind to others?

Possible Interactive Stations For Rosh Hashanah StoryWalk™

- Ask children to gather sticks and clear an outdoor path, just as the elephants did
- Ask families to transplant flowers in the front/back of building
- Ask families to turn a flashlight on and off to light up the dark ocean just as the fish do
- Ask children to draw pictures and display them on top of a large drawing of the world



StoryWalk™ Discussion Questions-To Be Posted at End of Trial

- Can you remember the names of some of the animals who appeared in our story?
- Do you remember some of the ways in which the animals helped the world?
- What did the boy in the story do to help the world?
- What would you like to do/give to the world as a birthday present?



Activity Sheet-A Tool for Transitioning to Viewing of DVD and Encouraging Tikkun Olam Discussions at Home

- Completion of activity sheet can occur at Final Station of Story Walk™
- Completed activity sheet can serve as admission ticket to viewing DVD



The PJ Library

SHALOM SESAME

In the year ahead I hope to

help others by: <hr/>	help the world by: <hr/>
--------------------------	-----------------------------

be the best I can be!

The activity sheet features the PJ Library logo and the Shalom Sesame logo. It includes an illustration of Abby Cadabby and Elmo. The main content area is a form with a blue header and a red border, containing two columns for writing and a blue footer.

Some Activity Suggestions for the New Year

Suggestions for Helping Others:

- Cleaning up toys without being asked
- Setting the table
- Helping to put clothes in the washer/dryer
- Playing quietly while an adult talks on the phone
- Sweeping the floor
- Calling grandma/grandpa on the telephone once a week (to wish them a “Shabbat Shalom”)
- Donating old toys and clothes to Goodwill or another charitable organization

Suggestions for Helping the World:

- Using cloth grocery bags
- Remembering to turn off the lights when leaving a room
- Recycling
- Composting
- Conserving water-not letting the water run during tooth brushing, face washing, etc.
- Planting a garden/butterfly bush
- Cleaning a nearby park
- Using “green” cleaning products (i.e. baking soda on a sponge)

Additional Activity Stations

- Creating a Shofar to be used during the viewing of the DVD

Materials Needed: Card Stock wax paper
rubber bands paper towel/toilet paper tube
stickers or stapler
crayons and corrugated cardboard

- Drawing birthday cards and recording birthday wishes for the world



Ways to Optimize Impact of “The Sticky Shofar”

- Strive for interactive viewing

Studies (1990’s) have shown that children who learn the most from Sesame Street are those whose parents frequently watch the show with them and talk to them about it



- Today, interactive viewing is also called co-viewing-Parents watch TV with their child in order to foster learning

Hints for Interactive Viewing Of “The Sticky Shofar”

- Assign only one or two viewing tasks. (Plan on pausing the DVD only once or twice during the viewing)
- Make sure to provide background information about the task which will be assigned.
- Possible Viewing Tasks for the Sticky Shofar-
 - Learning shofar notes
 - Discussion of “What to do when one makes a mistake”



Introduction to DVD and Shofar Task

- As we watch our DVD we're going to hear some loud, special noises that are just like the noises we hear on Rosh Hashanah. What noises do you think we might hear? Why do we blow a shofar on Rosh Hashanah? What do the shofar noises tell us to do?

*("Listen up. Pay attention the New Year is coming.
Think about what behaviors we'd like to exhibit in the New Year.")*



- There are different types of noises or notes which we play on a shofar. Very soon we're going to meet a boy named Yuval who is learning to blow a shofar. Let's listen carefully to his shofar blowing and see if we can learn some of the names and sounds of the different notes

Shofar Blowing Clip



Discussion Questions Following Shofar Blowing Clip

- Do you think it's hard or easy to blow a shofar?
- Do you know how many times we blow the shofar on Rosh Hashanah?
- Do you remember the names of any of the notes?
- Tikeah _____
- Shevarim (3) _____
- Teruah (9) _____


Being the Best You Can Be

- The shofar tells us to listen up, pay attention and think. Rosh Hashanah is a time for thinking about our actions and behaviors, and planning how we can behave nicely in the year ahead. Can you tell us one or two of the behaviors that you wrote on your Rosh Hashanah Activity sheet? How do you plan on helping others in the year ahead? How will you help the world?
- Rosh Hashanah is also a time for thinking about the mistakes that we may have made, and trying to decide how we might fix those mistakes.
- So far, have we met anyone in the video who has made a mistake?

How could Avigail fix her mistake?

Let's watch more of our video.

We'll learn more about Rosh Hashanah, and we'll see if Avigail is able to fix her mistake.



Avigail's Mistake – Part 2 of the “Studio Story”



Possible Discussion Questions

- Is Avigail being the best that she can be? Why or why not?
- What should Avigail do?
- Whom should she talk to?



Post -Viewing Discussion Questions

- Did you learn something new from this video? Can you tell me one thing that you learned?
- What are you looking forward to doing on Rosh Hashanah?
- Why was it so hard for Avigail to tell Brosh what she had done? What did she think was going to happen? What actually happened when Avigail told Brosh that she had made a mistake and was sorry?
- Can you think of anything that you might have done in the past that you need/ed to say sorry for?
- How will you try to act in the Year ahead?

A Few Rosh Hashanah Songs

- Dip the Apple in the Honey (To the tune of Clementine)

Dip the apple in the honey , make a blessing loud and clear-L'shana Tova Umetukah may you have a sweet New Year.

Dad and mother, sister, brother,

Gather round the table now,

Dip the apple in the honey watch me and I'll show you how



Let's Be Friends

Let's be friends, make amends, now's the time to say I'm sorry.

Let's be friends, make amends , please say you'll forgive me.